

VANADIS® 60 SUPERCLEAN³

PM – high speed steel for cold work

COLD WORK

PLASTIC MOULDING

HOT WORK

HIGH PERFORMANCE STEEL



Wherever tools are made
Wherever tools are used

This information is based on our present state of knowledge and is intended to provide general notes on our products and their uses. It should not therefore be construed as a warranty of fitness for a particular purpose.

Applications

VANADIS 60 is a high alloyed high performance PM high speed steel with an addition of cobalt.

VANADIS 60 is particularly suitable for cold work tooling where highest wear resistance and highest compressive strength are required at the same time.

General

VANADIS 60 is a W-Mo-V-Co alloyed PM high speed steel characterized by:

- Highest wear resistance
- Maximum compressive strength
- Good through hardening properties
- Good toughness
- Good dimensional stability on heat treatment
- Very good temper resistance.

Typical analysis %	C 2,3	Cr 4,2	Mo 7,0	W 6,5	V 6,5	Co 10,5
Standard specification	W.-Nr. 1.3241					
Delivery condition	Soft annealed, max. 340 HB					
Colour code	Gold					

VANADIS 60 is a super highly alloyed PM high speed steel with a high cobalt and vanadium content.

Properties

SPECIAL PROPERTIES

VANADIS 60 could be hardened to a very high hardness and compressive strength. *VANADIS 60* has further the same good dimensional stability during heat treatment as the other *VANADIS* grades. The toughness is despite the very high alloying content very good. The machinability is lower compared to lower alloyed HSS. The grindability of *VANADIS 60* is equal or better than other high alloyed HSS, but somewhat lower than for *VANADIS 30*. *VANADIS 60* has a very high hot hardness.

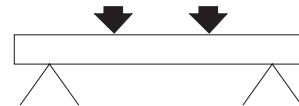
PHYSICAL DATA

Temperature	20°C (68°F)	400°C (750°F)	600°C (1112°F)
Density, kg/m ³ (1) lbs/in ³ (1)	7960 0,286	7860 0,283	7810 0,281
Modulus of elasticity MPa (2) ksi (2)	250 000 36 x 10 ³	222 000 32 x 10 ³	200 000 20 x 10 ³
Coefficient of thermal expansion per °C from 20°C (2) °F from 68°F (2)	– –	10,6 x 10 ⁻⁶ 5,9 x 10 ⁻⁶	11,1 x 10 ⁻⁶ 6,1 x 10 ⁻⁶
Thermal conductivity W/m·°C (2) Btu in/(ft ² h°F) (2)	21 145	25 173	24 166
Specific heat J/kg °C (2) Btu/lb °F (2)	420 0,10	510 0,12	600 0,14

(1) = for the soft annealed condition.

(2) = for the hardened and tempered condition.

BEND STRENGTH



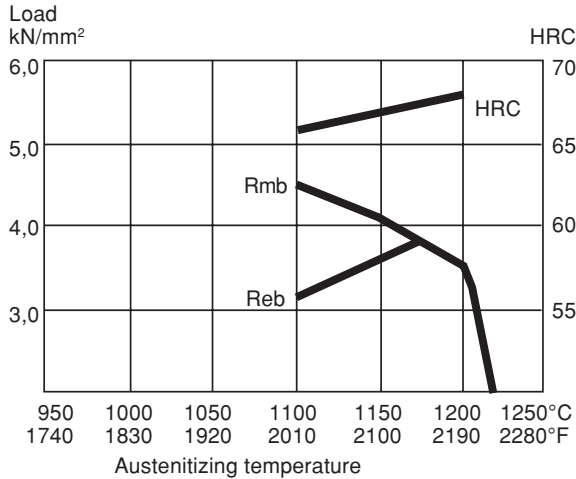
Four-point bend testing.

Specimen size: 5 mm (0,2") Ø

Loading rate: 5 mm/min. (0,2"/min.)

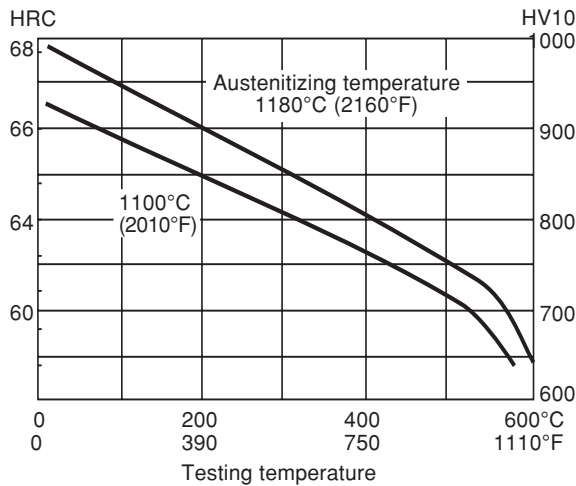
Austenitizing temperature: 1100–1210°C (2010–2210°F)

Tempering: 3 x 1 h at 560°C (1040°F), air cooling to room temperature.



HIGH TEMPERATURE PROPERTIES

VANADIS 60 hot hardness



Heat treatment

SOFT ANNEALING

Protect the steel and heat through to 850–900° C (1560–1650° F). Then cool in the furnace at 10° C/h (20° F/h) to 700° C (1290° F), then freely in air.

STRESS RELIEVING

After rough machining the tool should be heated through to 600–700° C (1110–1290° F), holding time 2 hours. Cool slowly to 500° C (930° F), then freely in air.

TEMPERING

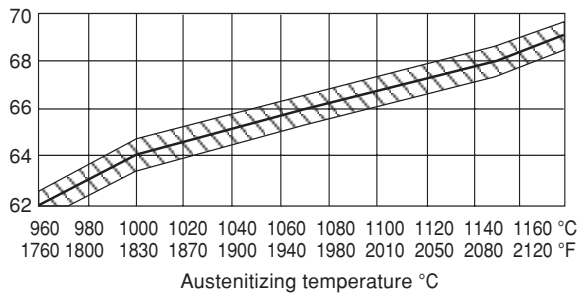
Pre-heating temperature: 450–500° C (840–930° F) and 850–900° C (1560–1650° F).

Austenitizing temperature: 1100–1180° C, according to the desired final hardness, see diagram below.

The tool should be protected against decarburization and oxidation during hardening.

Hardness after tempering 3 times for one hour at 560° C (1040° F).

Final hardness HRC

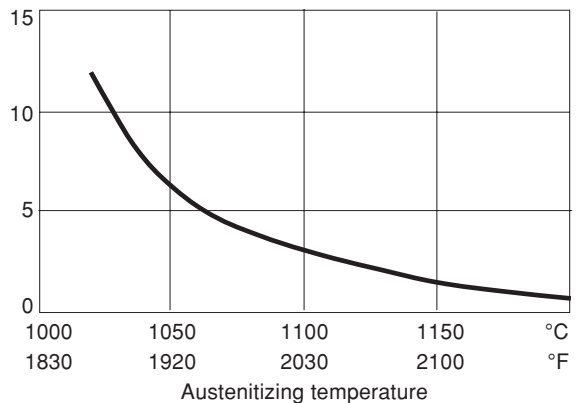


Hardness for different austenitizing temperatures after tempering 3 times for one hour at 560° C (±1 HRC).

HRC	°C	°F
62	960	1760
64	1000	1832
66	1070	1960
68	1150	2102
69	1180	2156

Recommended holding time

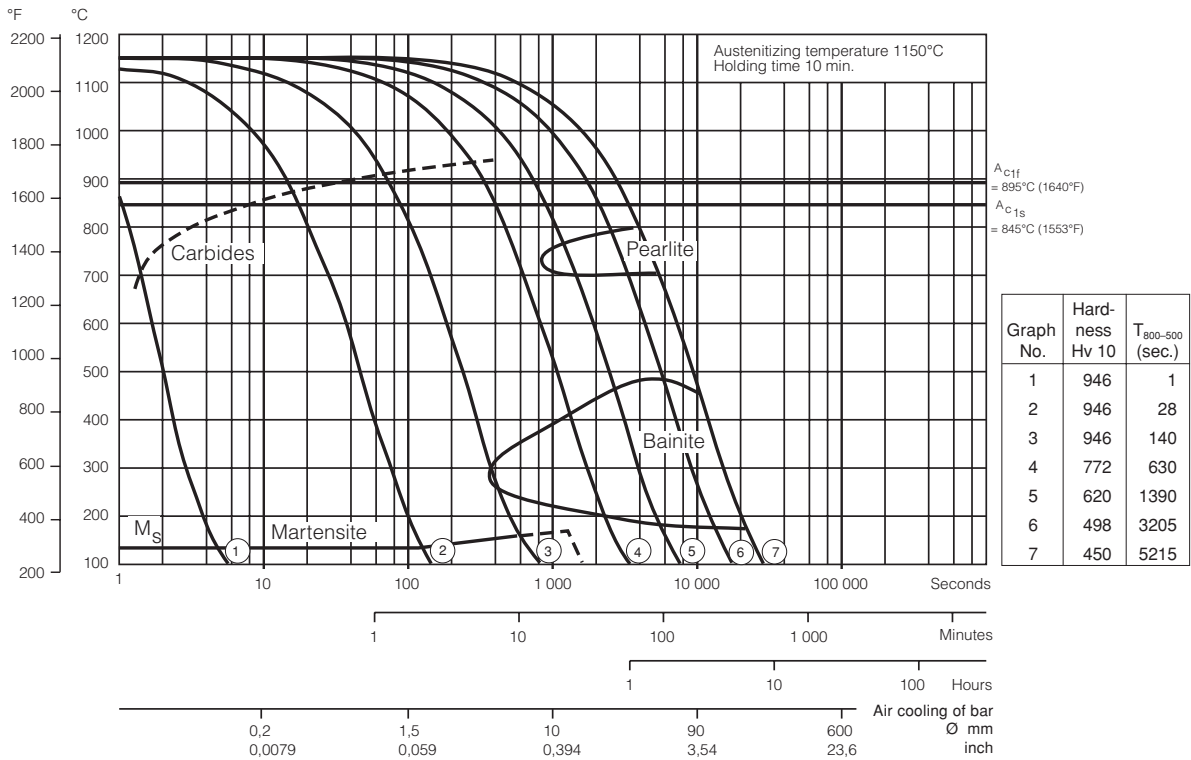
Holding time* min.



**) Holding time = time at austenitizing temperature after the tool is fully heated through.*

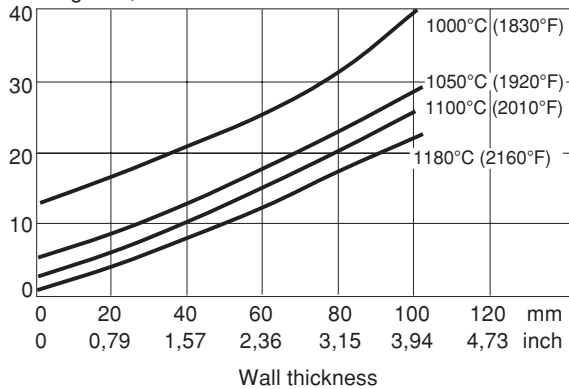
CCT-graph (continuous cooling)

Austenitizing temperature 1150°C (1920°F). Holding time 10 minutes.



Total soaking time in a salt bath after pre-heating in two stages at 450°C (840°F) and 850°C (1560°F).

Holding time, min.



10°C/sec. (20°F/sec.). This is valid for cooling from the austenitizing temperature down to approx. 540°C (1004°F). After temperature equalization between the surface and core, the cooling rate of approx. 5°C/sec. (10°F/sec.) can be used. The above cooling cycle results in less distortion and residual stresses.

TEMPERING

For cold work applications tempering should always be carried out at 560°C (1040°F) irrespective of the austenitizing temperature. Temper three times for one hour at full temperature. The tool should be cooled to room temperature between the tempers. The retained austenite content will be less than 1% after this tempering cycle.

QUENCHING MEDIA

- Martempering bath at approx. 540°C (1004°F)
- Vacuum furnace with high speed gas at sufficient overpressure.

Note. 1: Quenching should be continued until the temperature of the tool reaches approx. 25°C (77°F). The tool should then be tempered immediately.

Note. 2: In order to obtain a high toughness, the cooling speed in the core should be at least

DIMENSIONAL CHANGES

Dimensional changes after hardening and tempering.

Heat treatment: austenitizing between 1050–1130°C (1920–2070°F) and tempering 3 x 1 h at 560°C (1040°F).

Specimen size: 80 x 80 x 80 mm (2,91 x 2,91 x 2,91 in.) and 100 x 100 x 25 mm (3,94 x 3,94 x 0,99 in.).

Dimensional changes: growth in length, width and thickness: +0,03% to +0,13%.

Cutting data recommendations

The cutting data below are to be considered as guiding values which must be adapted to existing local condition.

TURNING

Cutting data parameters	Turning with carbide		Turning with HSS Fine turning
	Rough turning	Fine turning	
Cutting speed (v_c) m/min f.p.m.	60–90 200–300	90–110 300–365	8 27
Feed (f) mm/r i.p.r.	0,20–0,40 0,008–0,016	0,05–0,20 0,002–0,008	0,05–0,30 0,002–0,012
Depth of cut (a_p) mm inch	2–4 0,08–0,16	0,5–2 0,02–0,08	0,5–3 0,02–0,12
Carbide designation ISO	P10–P20*	P10*	–

* Use a wear resistant coated carbide grade, for example Sandvik Coromant GC4015 or SECO TP100.

DRILLING

High speed steel twist drill

Drill diameter mm	inch	Cutting speed v_c		Feed f	
		m/min.	f.p.m.	mm/r	i.p.r.
– 5	–3/16	5–10*	17–33*	0,05–0,15	0,002–0,006
5–10	3/16–3/8	5–10*	17–33*	0,15–0,25	0,006–0,010
10–15	3/8–5/8	5–10*	17–33*	0,25–0,35	0,010–0,014
15–20	5/8–3/4	5–10*	17–33*	0,35–0,40	0,014–0,016

* For TiCN coated HSS drill $v_c \sim 10–15$ m/min. (33–50 f.p.m.)

Carbide drill

Cutting data parameters	Type of drill		
	Indexable insert	Solid carbide	Brazed carbide ¹⁾
Cutting speed, v_c m/min f.p.m.	80–100 265–335	30 100	25 85
Feed, f mm/r i.p.r.	0,08–0,14 ²⁾ 0,003–0,006 ²⁾	0,10–0,15 ²⁾ 0,004–0,006 ²⁾	0,10–0,20 ²⁾ 0,004–0,008 ²⁾

¹⁾ Drill with internal cooling channels and brazed carbide tip.

²⁾ Depending on drill diameter.

MILLING

Face and square shoulder milling

Cutting data parameters	Milling with carbide		Milling with HSS Fine milling
	Rough milling	Fine milling	
Cutting speed (v_c) m/min f.p.m.	40–60 135–200	60–80 200–265	8 27
Feed (f_z) mm/tooth inch/tooth	0,20–0,30 0,008–0,012	0,10–0,20 0,004–0,008	0,10 0,004
Depth of cut (a_p) mm inch	2–4 0,08–0,16	1–2 0,04–0,08	1–2 0,04–0,08
Carbide designation ISO	K15*	K15*	–

* Use a wear resistant coated carbide grade, for example Sandvik Coromant GC3015 or SECO T15M.

End milling

Cutting data parameters	Type of mill		
	Solid carbide	Carbide indexable insert	TiCN coated high speed steel
Cutting speed (v_c) m/min f.p.m.	30–35 100–115	40–60 135–200	10–15 33–50
Feed (f_z) mm/tooth inch/tooth	0,01–0,20 ²⁾ 0,0004–0,008 ²⁾	0,06–0,20 ²⁾ 0,002–0,008 ²⁾	0,01–0,30* 0,0004–0,012*
Carbide designation ISO	K20	P25 Coated carbide	–

* Depending on radial depth of cut and cutter diameter.

GRINDING

General grinding wheel recommendation is given below. More information can be found in the Uddeholm publication “Grinding of Tool Steel”.

Type of grinding	Soft annealed condition	Hardened condition
Face grinding straight wheel	A 46 HV	B107 R75 B3 ¹⁾ 3SG 46 GVS ²⁾ C 46 GV
Face grinding segments	A 24 GV	3SG 46 FVSPF ²⁾ A 46 FV
Cylindrical grinding	A 60 JV	B126 R75 B3 ¹⁾ 5SG 70 IVS ²⁾ C 60 IV
Internal grinding	A 46 JV	B107 R75 B3 ¹⁾ 3SG 60 JVS ²⁾ C 60 HV
Profile grinding	A 100 LV	B107 R100 V ¹⁾ 5SG 80 JVS ²⁾ C 120 HV

¹⁾ If possible, CBN wheels should be used for these applications.

²⁾ Grinding wheel from Norton Co.

EDM

If EDM is performed in the hardened and tempered condition, finish with “finesparking”, i.e. low current, high frequency. For optimal performance the EDM’d surface should then be ground/polished and the tool retempered at approx. 535° C (995° F).

Further information

Please, contact your local Uddeholm office for further information on the selection, heat treatment, application and availability of Uddeholm tool steels.

Relative comparison of Uddeholm cold work tool steels

MATERIAL PROPERTIES AND RESISTANCE TO FAILURE MECHANISMS

Grade	Hardness/ Resistance to plastic deformation	Machinability	Grindability	Dimensional stability	Resistance to			Toughness/ gross cracking
					Abrasive wear	Adhesive wear	Ductility/ chipping	
Uddeholm: CALMAX	████	████████	████████	████	████	████	████████	████
SVERKER 21	████	████████	████	████	████████	██	██	████
VANADIS 4	██████	██████	████	████████	██████	██████	██████	████
VANADIS 6	██████	████	████	████████	██████	██████	████	████
VANADIS 10	██████	██	██	██████	██████	██████	██	██
VANADIS 23	██████	████	████	██████	██████	██████	████	██
VANADIS 30	██████	████	████	██████	██████	██████	██	██
VANADIS 60	██████	██	██	██████	██████	██████	██	██
AISI: M2	████	████	████	████	████	██	██	██

UDDEHOLM EUROPE

AUSTRIA

UDDEHOLM
Hansaallee 321
D-40549 Düsseldorf
Telephone: +49 211 535 10
Telefax: +49 211 535 12 80

BELGIUM

UDDEHOLM N.V.
Waterstraat 4
B-9160 Lokeren
Telephone: +32 9 349 11 00
Telefax: +32 9 349 11 11

CROATIA

BOHLER UDDEHOLM Zagreb
d.o.o za trgovinu
Zitnjak b.b
10000 Zagreb
Telephone: +385 1 2459 301
Telefax: +385 1 2406 790

CZECHIA

BOHLER UDDEHOLM CZ s.r.o.
Division Uddeholm
U silnice 949
161 00 Praha 6 Ruzyne
Czech Republic
Telephone: +420 233 029 850,8
Telefax: +420 233 029 859

DENMARK

UDDEHOLM A/S
Kokmose 8, Bramdrupdam
DK-6000 Kolding
Telephone: +45 75 51 70 66
Telefax: +45 75 51 70 44

ESTONIA

UDDEHOLM TOOLING AB
Silikatsiidi 7
EE-0012 Tallinn
Telephone: +372 655 9180
Telefax: +372 655 9181

FINLAND

OY UDDEHOLM AB
Ritakuja 1, PL 57,
FIN-01741 VANTAA
Telephone: +358 9 290 490
Telefax: +358 9 2904 9249

FRANCE

UDDEHOLM S.A.
12 Rue Mercier, Z.I. de Mitry-Compans
F-77297 Mitry Mory Cedex
Telephone: +33 (0)1 60 93 80 10
Telefax: +33 (0)1 60 93 80 01

Branch office

UDDEHOLM S.A.
77bis, rue de Vesoul
La Nef aux Métiers
F-25000 Besançon
Telephone: +33 381 53 12 19
Telefax: +33 381 53 13 20

GERMANY

UDDEHOLM
Hansaallee 321
D-40549 Düsseldorf
Telephone: +49 211 535 10
Telefax: +49 211 535 12 80

Branch offices

UDDEHOLM
Falkenstrasse 21
D-65812 Bad Soden/TS.
Telephone: +49 6196 659 60
Telefax: +49 6196 659 625

UDDEHOLM

Albstraße 10
D-73765 Neuhausen
Telephone: +49 715 898 65-0
Telefax: +49 715 898 65-25

GREAT BRITAIN, IRELAND

UDDEHOLM UK LIMITED
European Business Park
Taylors Lane, Oldbury
West Midlands B69 2BN
Telephone: +44 121 552 55 11
Telefax: +44 121 544 29 11
Dublin Telephone: +353 1 45 14 01

GREECE

UDDEHOLM STEEL TRADING
COMPANY
20, Athinon Street
G-Piraeus 18540
Telephone: +30 2 10 41 72 109/41 29 820
Telefax: +30 2 10 41 72 767

SKLERO S.A.

Steel Trading Comp. and
Hardening Shop
Frioux 11/Nikif. Ouranou
G-54627 Thessaloniki
Telephone: +30 31 51 46 77
Telefax: +30 31 54 12 50

HUNGARY

UDDEHOLM TOOLING/BOK
Dunaharaszti, Jedlik Ányos út 25
H-2331 Dunaharaszti 1.Pf. 110
Telephone/Telefax: +36 24 492 690

ITALY

UDDEHOLM Italia S.p.A.
Via Palizzi, 90
I-20157 Milano
Telephone: +39 02 35 79 41
Telefax: +39 02 390 024 82

LATVIA

UDDEHOLM TOOLING AB
Deglava street 50
LV-1035 Riga
Telephone: +371 7 701 983, -981, -982
Telefax: +371 7 701 984

LITHUANIA

UDDEHOLM TOOLING AB
BE PLIENAS IR METALAI
T. Masiulio 18b
LT-3014 Kaunas
Telephone: +370 37 370613, -669
Telefax: +370 37 370300

THE NETHERLANDS

UDDEHOLM B.V.
Isolatorweg 30
NL-1014 AS Amsterdam
Telephone: +31 20 581 71 11
Telefax: +31 20 684 86 13

NORWAY

UDDEHOLM A/S
Jernkroken 18
Postboks 85, Kalbakken
N-0902 Oslo
Telephone: +47 22 91 80 00
Telefax: +47 22 91 80 01

POLAND

INTER STAL CENTRUM
Sp. z o.o./Co. Ltd.
ul. Kolejowa 291, Dziekanów Polski
PL-05-092 Lomianki
Telephone: +48 22 429 2260
Telefax: +48 22 429 2266

PORTUGAL

F RAMADA Aços e Industrias S.A.
P.O. Box 10
P-3881 Ovar Codex
Telephone: +351 56 58 61 11
Telefax: +351 56 58 60 24

ROMANIA

BÖHLER Romania SRL
Uddeholm Branch
Str. Atomistilor Nr 14A
077125 Magurele Jud Ilfov
Telephone: +40 214 575007
Telefax: +40 214 574212

RUSSIA

UDDEHOLM TOOLING CIS
25 A Bolschov pr PS
197198 St. Petersburg
Telephone: +7 812 233 9683
Telefax: +7 812 232 4679

SLOVAKIA

UDDEHOLM Slovakia
Nástrojové ocele, s.r.o
KRÁČINY 2
036 01 Martin
Telephone: +421 842 4 300 823
Telefax: +421 842 4 224 028

SLOVENIA

UDDEHOLM Italia S.p.A.
Via Palizzi, 90
I-20157 Milano
Telephone: +39 02 35 79 41
Telefax: +39 02 390 024 82

SPAIN

UDDEHOLM
Guifré 690-692
E-08918 Badalona, Barcelona
Telephone: +34 93 460 1227
Telefax: +34 93 460 0558

Branch office

UDDEHOLM
Barrio San Martin de Arteaaga, 132
Pol.Ind. Torrelarragoiti
E-48170 Zamudio
(Bizkaia)
Telephone: +34 94 452 13 03
Telefax: +34 94 452 13 58

SWEDEN

UDDEHOLM TOOLING
SVENSKA AB
Aminogatan 25
SE-431 53 Mölndal
Telephone: +46 31 67 98 50
Telefax: +46 31 27 02 94

SWITZERLAND

HERTSCH & CIE AG
General Wille Strasse 19
CH-8027 Zürich
Telephone: +41 1 208 16 66
Telefax: +41 1 201 46 15

UDDEHOLM NORTH AMERICA

USA

UDDEHOLM
4902 Tollview Drive
Rolling Meadows IL 60008
Telephone: +1 847 577 22 20
Telefax: +1 847 577 80 28

UDDEHOLM

548 Clayton Ct.,
Wood Dale IL 60191
Telephone: +1 630 350 10 00
Telefax: +1 630 350 08 80

UDDEHOLM

9331 Santa Fe Springs Road
Santa Fe Springs, CA 90670
Telephone: +1 562 946 65 03
Telefax: +1 562 946 77 21

UDDEHOLM

220 Cherry Street
Shrewbury, MA 01545
Telephone: +1 508 845 1066
Telefax: +1 508 845 3471

CANADA

UDDEHOLM LIMITED
2595 Meadowvale Blvd.
Mississauga, Ontario L5N 7Y3
Telephone: +1 905 812 9440
Telefax: +1 905 812 8659

MEXICO

ACEROS BOHLER UDDEHOLM,
S.A. de C.V.
Calle 8 No 2, Letra "C"
Fraccionamiento Industrial Alce Blanco
C.P. 52787 Naucalpan de Juarez
Estado de Mexico
Telephone: +52 55 9172 0242
Telefax: +52 55 5576 6837

UDDEHOLM

Lerdo de Tejada No.542
Colonia Las Villas
66420 San Nicolas de Los Garza, N.L.
Telephone: +52 8-352 5239
Telefax: +52 8-352 5356

UDDEHOLM SOUTH AMERICA

ARGENTINA

UDDEHOLM S.A
Mozart 40
1619-Centro Industrial Garin
Garin-Prov. Buenos Aires
Telephone: +54 332 744 4440
Telefax: +54 332 745 3222

BRAZIL

UDDEHOLM ACOS ESPECIAIS Ltda.
Estrada Yae Massumoto, 353
CEP 09842-160
Sao Bernardo do Campo - SP Brazil
Telephone: +55 11 4393 4560, -4554
Telefax: +55 11 4393 4561

UDDEHOLM SOUTH AFRICA

UDDEHOLM Africa (Pty) Ltd.
P.O. Box 539
ZA-1600 Isando/Johannesburg
Telephone: +27 11-974 2781
Telefax: +27 11-392 2486

UDDEHOLM AUSTRALIA

BOHLER-UDDEHOLM Australia
129-135 McCredie Road
Guildford NSW 2161
Private Bag 14
Telephone: +61 2 9681 3100
Telefax: +61 2 9632 6161

Branch offices

Sydney, Melbourne, Adelaide,
Brisbane, Perth, Newcastle,
Launceston, Albury, Townsville

ASSAB

ASSAB INTERNATIONAL

Skytteholmsvägen 2
P O Box 42
SE-171 11 Solna
Sweden
Telephone: +46 8 564 616 70
Telefax: +46 8 25 02 37

Subsidiaries

India, Iran, Turkey, United Arab
Emirates

Distributors in

Africa, Latin America, Middle East

ASSAB PACIFIC

ASSAB Pacific Pte. Ltd
171, Chin Swee Road
No. 07-02, San Centre
Singapore 169877
Telephone: +65 534 56 00
Telefax: +65 534 06 55

Subsidiaries

China, Hong Kong, Indonesia, Japan,
Korea, Malaysia, Philippine Islands,
Singapore, Taiwan, Thailand

When the first idea pops into your head, throughout the development process to the release of the new product, we'll be your partner. As the world's leading supplier of tooling materials and related services, we can be trusted. Meet us under the Uddeholm and ASSAB brands, wherever in the world you have your business.

